



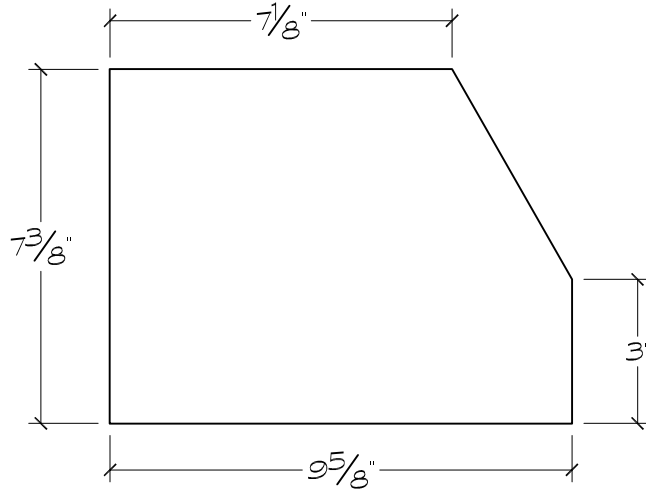
Harvey Cement Products, Inc.

Since 1947

16030 Park Avenue, Harvey, IL 60426

Ph: 708.333.1900 F: 708.333.1910

www.harveycement.com



CROSS SECTION

1 **PROFILE HH**

ARCH REF:
SCALE: 3"=1'-0"

Profile ID

HH

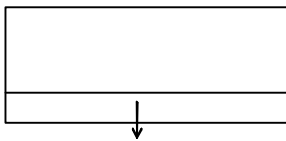
SUGGESTED USE

Sill	×
Transition Band	×
Coping	
Cap	×
Band	×
Cornice	

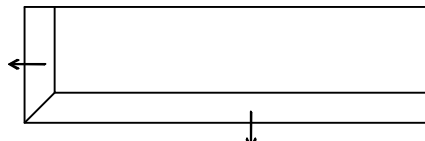
TYPE / SIZE
AVAILABILITY

TYPE	LENGTH(S)
Straight	Up to 27 7/16"
Left End Return	Up to 34 1/8"
Right End Return	Up to 34 1/8"

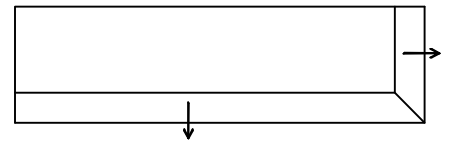
TOP VIEWS



STRAIGHT



LEFT END RETURN



RIGHT END RETURN

DRIP EDGE - OPTIONAL